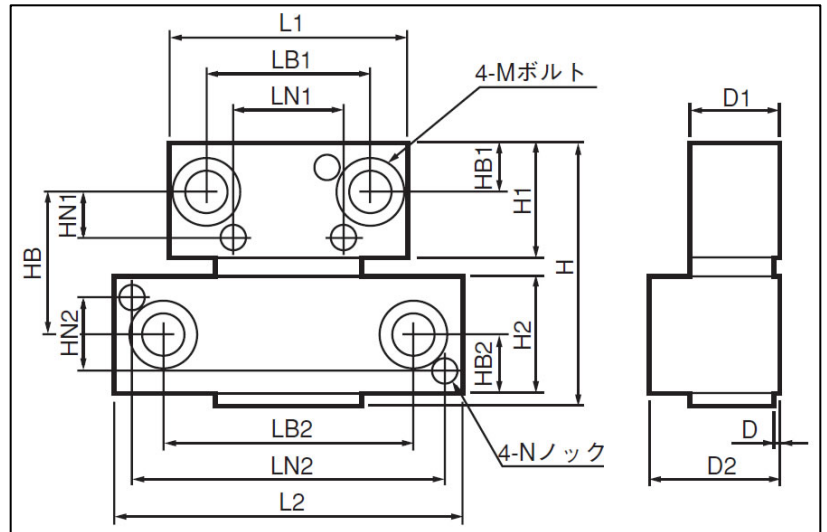
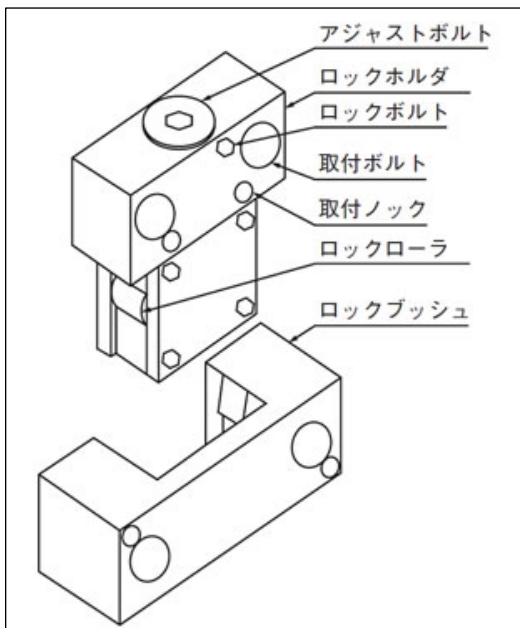



## ROLLER LOCK (LOCK DEVICE FOR INJECTION MOLD)



**(STANDARD DIMENSIONS)**

(UNIT:mm)

ID	D	D1	D2	L1	LN1	LB1	L2	LN2	LB2	セット保持力
MRL-600	0.8	19.0	27.0	50.0	23.0	34.0	75.0	66.0	52.0	600kg
MRL-900	0.8	25.0	34.0	65.0	36.0	45.0	103.0	92.0	72.0	900kg

ID	H	H1	H2	HB	HB1	HB2	HN1	HN2	M	N
MRL-600	56.0	24.0	25.0	29.7	10.0	12.5	9.4	16.0	M8	5
MRL-900	68.0	30.0	30.0	37.7	11.0	15.0	13.0	18.0	M10	8